

WARREN

A Sonepar Company

DISTRIBUTION



CATÁLOGO




Monofásico

Catálogo	Descripción
1. WDC2460RNM	Surface Plastic Panel 4ckt MLO Nema 3R 60A 120/240V
2. CUTLBR24L70RP	Surface Galv. Panel 4ckt MLO Nema 3R 70A 120/240V
3. CUTLBRC48L125SP	Surface Aluminum Panel 8ckt MLO Nema1 125A 120/240V
4. CUTLBRC48L125RP	Surface Aluminum Panel 8ckt MLO Nema 3R 125A 120/240V
5. CUTLBR816L125FDP	Flush Aluminum Panel 16ckt MLO Nema 1 125A 120/240V
6. CUTLBR816L125RP	Surface Aluminum Panel 16ckt MLO Nema 3R 125A 120/240V
7. CUTLBRP12L125	Surface/Flush Aluminum Panel 24ckt MLO Nema1 125A 120/240V
8. CUTLBRP12L125R	Surface Aluminum Panel 24ckt MLO Nema 3R 125A 120/240V
9. CUTLBRP20L200	Surface/Flush Aluminum Panel 40ckt MLO Nema1 125A 120/240V
10. CUTLBRP42LC225	Surface Aluminum Panel 42ckt MLO Nema1 125A 120/240V

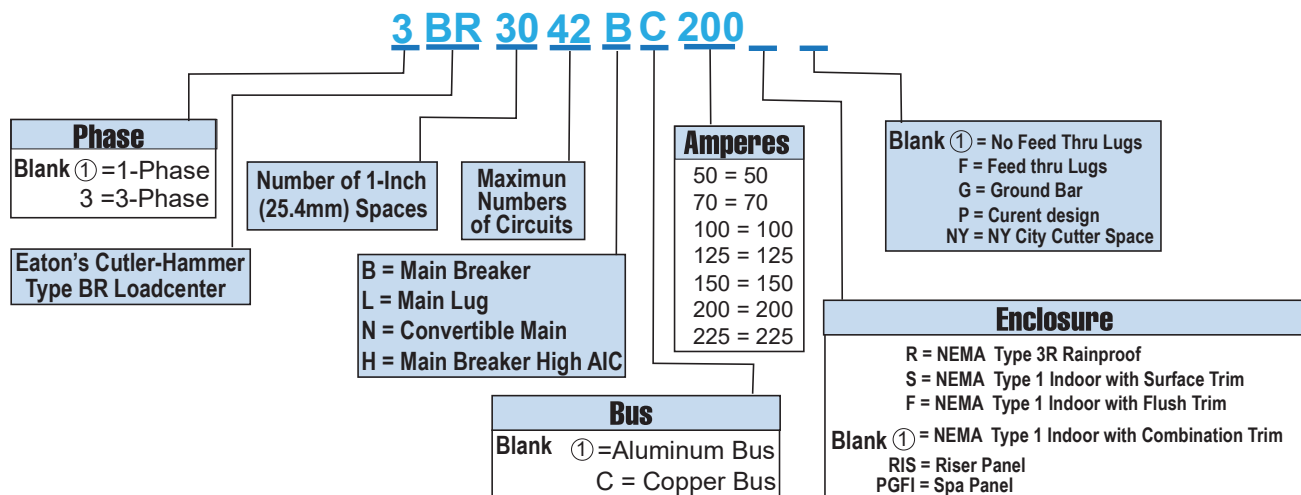


Trifásico



Catálogo	Descripción
1. CUTL3BR1224L125R	Surface Aluminum Panel 24ckt MLO Nema 3R 125A 120/240V
2. CUTL3BR3042L200	Surface/Flush Aluminum Panel 42ckt MLO Nema1 200A 120/240V
3. CUTL3BR4242L225	Surface/Flush Aluminum Panel 42ckt MLO Nema1 225A 120/240V
4. CUTLBR4242L225R	Surface Aluminum Panel 42ckt MLO Nema 3R 225A 120/240V

SINGLE- AND THREE-PHASE THROUGH 225 AMPERES CATALOG NUMBERING SYSTEM





PANELBOARDS

PNLB 208/120V (Up to 22 kaic)

PNLB 480/277V

Catálogo	Descripción
P1A225LT18CH01-PRS	Surface Panel Top/Bottom MLO 3φ 4W 18ckt Indoor 225A 120/208V
P1A225LT42CH01-PRS	Surface Panel Top/Bottom MLO 3φ 4W 42ckt Indoor 225A 120/208V
P1A400LT42CH01-PRS	Surface Panel Top/Bottom MLO 3φ 4W 42ckt Indoor 400A 208/120V
Panelboards 208/120V	Size Box and Trim Amp Capacity 1. 20" x 48" 225Amp 2. 20" x 60" 400Amp



Catálogo	Descripción
P2D225LT18CH01-PRS	Surface Panel Top/Bottom MLO 3φ 4W 18ckt Indoor 225A 480/277V
P2D225LT42CH01-PRS	Surface Panel Top/Bottom MLO 3φ 4W 42ckt Indoor 225A 480/277V
P2A225LT42CH01-PRS	Surface Panel Top/Bottom MLO 3φ 4W 42ckt Indoor 400A 480/277V
Panelboards 480/277V	Size Box and Trim Amp Capacity 1. 20" x 48" 225Amp 2. 20" x 60" 400Amp

MAIN BREAKER KIT

Catálogo	Descripción
CUTL1C96604G02CNV22	Main Breaker FD3225, 225Amp. Max, 3Phase, 120/208V or 480/277V
CUTL1C96604G02CNV20	Main Breaker FD3200, 200Amp. Max, 3Phase, 120/208V or 480/277V
CUTL1C96604G02CNV15	Main Breaker FD3150, 150Amp. Max, 3Phase, 120/208V or 480/277V



Sub Feed BREAKER KIT

Catálogo	Descripción
CUTLKITSUB-FD3225-PR	Sub Feed Breaker FD3225, 225Amp. Max, 3Phase, 120/208V or 480/277V
CUTLKITSUB-FD3200-PR	Sub Feed Breaker FD3200, 200Amp. Max, 3Phase, 120/208V or 480/277V
CUTLKITSUB-FD3150-PR	Sub Feed Breaker Breaker FD3150, 150Amp. Max, 120/208V or 480/277V



PULLOUT

Catálogo	Descripción
CUTLSMB120AL	Aluminum Pullout Over Single 1φ125A 120/240V
CUTLSMB120UOAL	Aluminum Pullout Under Single 1φ125A 120/240V
CUTLMTMB212UOAL	Aluminum Pullout Over/Under Dual 1φ125A 120/240V
CUTLMBEB200BTS	Aluminum Pullout Over Single 1φ200A 120/240V
CUTLPVP12UOAL	Solar Aluminum Pullout Over Single 1φ 100A 120/240V



TRANSFER SWITCH

MANUAL

Catálogo	Descripción
CUTLDT223URHN	Manual Transfer Switch 2P 100A 240V NEMA 3R
WDCAL603010	Manual Transfer Switch 2P 100A 240V NEMA 3R





SAFETY SWITCH

NON FUSIBLE

HEAVY DUTY

Catálogo	Descripción
CUTLDH361UGK	Disconnect 30A 3P 600V Nema 1
CUTLDH361URK	Disconnect 30A 3P 600V Nema 3R
CUTLDH361UWK	Disconnect 30A 3P 600V Nema 4X SS
CUTLDH362UGK	Disconnect 60A 3P 600V Nema 1
CUTLDH362URK	Disconnect 60A 3P 600V Nema 3R
CUTLDH362UWK	Disconnect 60A 3P 600V Nema 4X SS



Catálogo	Descripción
CUTLDH363UGK	Disconnect 100A 3P 600V Nema 1
CUTLDH363URK	Disconnect 100A 3P 600V Nema 3R
CUTLDH363UWK	Disconnect 100A 3P 600V Nema 4X SS
CUTLDH364UGK	Disconnect 200A 3P 600V Nema 1
CUTLDH364URK	Disconnect 200A 3P 600V Nema 3R
CUTLDH364UWK	Disconnect 200A 3P 600V Nema 4X SS

GENERAL DUTY

Catálogo	Descripción
CUTLDG221UGB	Disconnect 30A 2P 240V Nema 1
CUTLDG221URB	Disconnect 30A 2P 240V Nema 3R
CUTLDG222UGB	Disconnect 60A 2P 240V Nema 1
CUTLDG222URB	Disconnect 60A 2P 240V Nema 3R



FUSIBLE

HEAVY DUTY

Catálogo	Descripción
CUTLDH361FGK	Safety Switch 30A 3P 600V Nema 1
CUTLDH361FRK	Safety Switch 30A 3P 600V Nema 3R
CUTLDH362FGK	Safety Switch 60A 3P 600V Nema 1
CUTLDH362FRK	Safety Switch 60A 3P 600V Nema 3R
CUTLDH363FGK	Safety Switch 100A 3P 600V Nema 1
CUTLDH363FRK	Safety Switch 100A 3P 600V Nema 3R
CUTLDH364FGK	Safety Switch 200A 3P 600V Nema 1
CUTLDH364FRK	Safety Switch 200A 3P 600V Nema 3R



Fuse For Safety Switch

Catálogo	Descripción
BUSSFRNR20	Fuse 20A 250V
BUSSFRNR30	Fuse 30A 250V
BUSSFRNR60	Fuse 60A 250V
BUSSFRNR100	Fuse 100A 250V
BUSSFRSR15	Fuse 15A 600V
BUSSFRSR20	Fuse 20A 600V
BUSSFRSR30	Fuse 30A 600V
BUSSFRSR60	Fuse 60A 600V
BUSSFRSR100	Fuse 100A 600V

DG 2 2 1 N R B

Switch Type
DP = General-Duty/Plug Fuse
DG = General-Duty/Cartridge Fuse
DH = Heavy-Duty
DT = Double Throw

Poles/Blades
1 = 1-Pole
2 = 2-Pole
3 = 3-Pole
4 = 4-Pole

Voltage
1 = 120 Vac
2 = 240 Vac
6 = 600 Vac

Amperes
1 = 30
2 = 60
3 = 100
4 = 200
5 = 400
6 = 600
7 = 800
8 = 1200

NEMA Enclosure Ratings
G = NEMA 1
R = NEMA 3R
D = NEMA 12
W = NEMA 4X
Corrosion Resistant (304 Grade Stainless Steel)

Fusible/Non-Fusible or Neutral
F = Fusible without Neutral
U = Non-Fusible
N = Fusible with Neutral

Series
K = Design (All General-Duty Switches Above 200Amperes and All Heavy-Duty Switches Incorporate K-Series Switch Design Features Listed Below)
B = Design General-Duty (30-100 Amperes)
H = General-Duty Double Throw Switch (Compact Design 30-100 Amperes)



BREAKERS PLUG-IN

Catálogo	Descripción
CUTLBR120	Breaker Plug-In 1P 20A 120/208V & 120/240V
CUTLBR130	Breaker Plug-In 1P 30A 120/208V & 120/240V
CUTLBR140	Breaker Plug-In 1P 40A 120/208V & 120/240V
CUTLBR150	Breaker Plug-In 1P 50A 120/208V & 120/240V
CUTLBR220	Breaker Plug-In 2P 20A 120/208V & 120/240V
CUTLBR230	Breaker Plug-In 2P 30A 120/208V & 120/240V



Catálogo	Descripción
CUTLBR240	Breaker Plug-In 2P 40A 120/208V & 120/240V
CUTLBR250	Breaker Plug-In 2P 50A 120/208V & 120/240V
CUTLBR260	Breaker Plug-In 2P 60A 120/208V & 120/240V
CUTLBR2100	Breaker Plug-In 2P 100A 120/208V & 120/240V
CUTLBR320	Breaker Plug-In 3P 20A 120/208V & 120/240V
CUTLBR350	Breaker Plug-In 3P 50A 120/208V & 120/240V

BREAKERS BOLT-ON

Catálogo	Descripción
CUTLBAB1020	Breaker Bolt-On 1P 20A 120/208V & 120/240V
CUTLBAB1030	Breaker Bolt-On 1P 30A 120/208V & 120/240V
CUTLBAB2020	Breaker Bolt-On 2P 20A 120/208V & 120/240V
CUTLBAB2030	Breaker Bolt-On 2P 30A 120/208V & 120/240V
CUTLBAB2040	Breaker Bolt-On 2P 40A 120/208V & 120/240V
CUTLBAB2050	Breaker Bolt-On 2P 50A 120/208V & 120/240V



Catálogo	Descripción
CUTLBAB2060	Breaker Bolt-On 2P 60A 120/208V & 120/240V
CUTLBAB2100	Breaker Bolt-On 2P 100A 120/208V & 120/240V
CUTLBAB3020H	Breaker Bolt-On 2P 60A 120/208V & 120/240V
CUTLBAB3030H	Breaker Bolt-On 2P 100A 120/208V & 120/240V
CUTLBAB3050H	Breaker Bolt-On 3P 50A 120/208V & 120/240V
CUTLBAB3060H	Breaker Bolt-On 3P 60A 120/208V & 120/240V
CUTLBAB30100H	Breaker Bolt-On 3P 100A 120/208V & 120/240V

BREAKERS 480/277V BOLT-ON

Catálogo	Descripción
CUTLGHB1020	Breaker Bolt-On 1P 20A 480/277V
CUTLGHB2020	Breaker Bolt-On 2P 20A 480/277V
CUTLGHB2030	Breaker Bolt-On 2P 30A 480/277V
CUTLGHB2040	Breaker Bolt-On 2P 40A 480/277V
CUTLGHB2050	Breaker Bolt-On 2P 50A 480/277V
CUTLGHB3020	Breaker Bolt-On 3P 20A 480/277V



Catálogo	Descripción
CUTLGHB3030	Breaker Bolt-On 3P 30A 480/277V
CUTLGHB3040	Breaker Bolt-On 3P 40A 480/277V
CUTLGHB3050	Breaker Bolt-On 3P 50A 480/277V
CUTLGHB3060	Breaker Bolt-On 3P 60A 480/277V
CUTLGHB3100	Breaker Bolt-On 3P 100A 480/277V
CUTLGHQ1020	Breaker Bolt-On 1P 20A 480/277V



DUPLEX BREAKERS

Catálogo	Descripción
CUTLBD2020	Duplex Breaker 1P 2-20A 120/240V
CUTLBD2030	Duplex Breaker 1P 1/20A 1/30A 120/240V
CUTLBRD220230	Quad Breaker 2P 2/20A 2P 2/30A 120/240V
CUTLBR420	Quad Breaker 1P 4-20A 120/240V



PROTECTORS BREAKERS

Catálogo	Descripción
CUTLBRNSURGE	Surge Protector 120/240V
CUTLGFCB120	Ground Fault Circuit Breaker 120V



Dry Type Transformers



Catálogo

Descripción

HAMMSG3A0015KB	Dry Type 15Kva 480V-120/208V Nema 3R
HAMMSG3A0030KB	Dry Type 30Kva 480V-120/208V Nema 3R
HAMMSG3A0045KB	Dry Type 45Kva 480V-120/208V Nema 3R
HAMMSG3A0075KB	Dry Type 75Kva 480V-120/208V Nema 3R
HAMMSG3A0112KB	Dry Type 112Kva 480V-120/208V Nema 3R
HAMMSG3A0150KB	Dry Type 150Kva 480V-120/208V Nema 3R

SIEMENS PANELBOARDS

PNLB 208/120V (Up to 22 kaic)

PNLB 480/277V

Catálogo

Descripción

P1X18MC250CT	Surface Panel Top/Bottom MLO 3φ 4W 18ckt Indoor 225A 120/208V
P1X42MC250CT	Surface Panel Top/Bottom MLO 3φ 4W 42ckt Indoor 225A 120/208V
P1X42MC400CT	Surface Panel Top/Bottom MLO 3φ 4W 42ckt Indoor 400A 208/120V
Panelboards 208/120V Available in Nema 1 and Nema 3R	Size Box and Trim Amp Capacity 1. 20" x 32" 18C, 225Amp 2. 20" x 44" 42C 225Amp 3. 20" x 68" 42C 400Amp



Catálogo

Descripción

P1E18MC250CT	Surface Panel Top/Bottom MLO 3φ 4W 18ckt Indoor 225A 480/277V
P1E42MC250CT	Surface Panel Top/Bottom MLO 3φ 4W 42ckt Indoor 225A 480/277V
P1E42MC400CT	Surface Panel Top/Bottom MLO 3φ 4W 42ckt Indoor 400A 480/277V
Panelboards 480/277V Available in Nema 1 and Nema 3R	Size Box and Trim Amp Capacity 1. 20" x 32" 18C, 225Amp 2. 20" x 44" 42C 225Amp 3. 20" x 68" 42C 400Amp

MAIN BREAKER KIT AND SUB FEED BREAKER

Catálogo

Descripción

SIEMMBKQR3125A	Main Breaker QR3125, 125Amp. Max, 3Phase, 120/208V
SIEMMBKQR3225A	Main Breaker QR3225, 225Amp. Max, 3Phase, 120/208V
SIEMMBKFD3225A	Main Breaker FD3225, 3225Amp. Max, 3Phase, 120/208V or 480/277V
SIEMMBKJD3400A	Main Breaker LD3400, 400Amp. Max, 3Phase, 120/208V or 480/277V

MAIN LUG KIT

Catálogo

Descripción

SIEMMLKA3A	Main Lug Kit 225Amp. Max, 3Phase, 120/208V or 480/277V
SIEM4MLKA3A	Main Lug Kit 400Amp. Max, 3Phase, 120/208V or 480/277V





BREAKERS PLUG-IN

Catálogo	Descripción
SIEMQ120	Breaker Plug-In 1P 20A 120/208V & 120/240V
SIEMQ130	Breaker Plug-In 1P 30A 120/208V & 120/240V
SIEMQ140	Breaker Plug-In 1P 40A 120/208V & 120/240V
SIEMQ150	Breaker Plug-In 1P 50A 120/208V & 120/240V
SIEMQ220	Breaker Plug-In 2P 20A 120/208V & 120/240V
SIEMQ230	Breaker Plug-In 2P 30A 120/208V & 120/240V



Catálogo	Descripción
SIEMQ240	Breaker Plug-In 2P 40A 120/208V & 120/240V
SIEMQ250	Breaker Plug-In 2P 50A 120/208V & 120/240V
SIEMQ260	Breaker Plug-In 2P 60A 120/208V & 120/240V
SIEMQ2100	Breaker Plug-In 2P 100A 120/208V & 120/240V
SIEMQ320	Breaker Plug-In 3P 20A 120/208V & 120/240V
SIEMQ350	Breaker Plug-In 3P 50A 120/208V & 120/240V

BREAKERS BOLT-ON

Catálogo	Descripción
SIEMB120	Breaker Bolt-On 1P 20A 120/208V & 120/240V
SIEMB130	Breaker Bolt-On 1P 30A 120/208V & 120/240V
SIEMB220	Breaker Bolt-On 2P 20A 120/208V & 120/240V
SIEMB230	Breaker Bolt-On 2P 30A 120/208V & 120/240V
SIEMB240	Breaker Bolt-On 2P 40A 120/208V & 120/240V
SIEMB250	Breaker Bolt-On 2P 50A 120/208V & 120/240V



Catálogo	Descripción
SIEMB260	Breaker Bolt-On 2P 60A 120/208V & 120/240V
SIEMB2100	Breaker Bolt-On 2P 100A 120/208V & 120/240V
SIEMB320	Breaker Bolt-On 2P 60A 120/208V & 120/240V
SIEMB330	Breaker Bolt-On 2P 100A 120/208V & 120/240V
SIEMB350	Breaker Bolt-On 3P 50A 120/208V & 120/240V
SIEMB360	Breaker Bolt-On 3P 60A 120/208V & 120/240V
SIEMB3100	Breaker Bolt-On 3P 100A 120/208V & 120/240V

BREAKERS 480/277V BOLT-ON

Catálogo	Descripción
SIEMBQD120	Breaker Bolt-On 1P 20A 480/277V
SIEMBQD220	Breaker Bolt-On 2P 20A 480/277V
SIEMBQD230	Breaker Bolt-On 2P 30A 480/277V
SIEMBQD240	Breaker Bolt-On 2P 40A 480/277V
SIEMBQD250	Breaker Bolt-On 2P 50A 480/277V
SIEMBQD320	Breaker Bolt-On 3P 20A 480/277V



Catálogo	Descripción
SIEMBQD330	Breaker Bolt-On 3P 30A 480/277V
SIEMBQD340	Breaker Bolt-On 3P 40A 480/277V
SIEMBQD350	Breaker Bolt-On 3P 50A 480/277V
SIEMBQD360	Breaker Bolt-On 3P 60A 480/277V
SIEMBQD3100	Breaker Bolt-On 3P 100A 480/277V



MOLDED CASE CIRCUIT BREAKERS


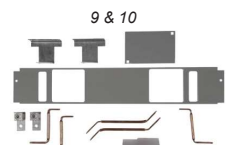



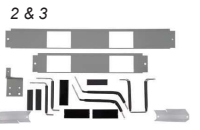
Catálogo	Descripción
CUTLEDB3200	Molded Case Breaker 3P Lug to Lug 200A 120/240V
CUTLFD3200	Molded Case Breaker 3P Lug to Lug 200A 480/277V
CUTLDK3400W	Molded Case Breaker 3P Lug to Lug 400A 120/240V
CUTLKD3400	Molded Case Breaker 3P Lug to Lug 400A 480/277V
CUTLLD3600	Molded Case Breaker 3P for Panel & SwitchBoard 600A 480/277V
CUTLMDL3800	Molded Case Breaker 3P for Panel & SwitchBoard 800A 480/277V
CUTLND312T33W	Molded Case Breaker 3P for Panel & SwitchBoard 1200A 480/277V



MOUNTING KITS FOR PRL4A & SWITCHBOARD

Catálogo	Descripción
1. CUTLKPR4FD1	Twin Mtd 1Pole: ED,EHD,EDC,FD,FDB,HFD,FDC
2. CUTLKPR4FD2	Twin Mtd 2Pole: ED,EHD,EDC,FD,FDB,HFD,FDC
3. CUTLKPR4FD3	Twin Mtd 3Pole: ED,EHD,EDC,FD,FDB,HFD,FDC
4. CUTLKPR4JDS	Single mtg: JD
5. CUTLKPR4JDT	Twin mtg: JD
6. CUTLKPR4KDS	Single mtg: KD,DK

Catálogo	Descripción
7. CUTLKPR4KDT	Twin mtg: KD,DK
8. CUTLKPR4LD	Mtg Kit for: LD, HLD, LDC
9. CUTLKPR4MC	Mtg Kit for: MD, HMD, MC
10. CUTLKPR4NC	Mtg Kit for: ND, HND



WARREN

A Sonepar Company

VISITANOS EN: ARECIBO 787.623.0014, CAGUAS 787.757.8600, Mayaguez 787.652.0270

HORARIO TIENDAS: Lunes a Viernes 7:00am - 5:00pm

Sábados 8:00am - 12:00pm